
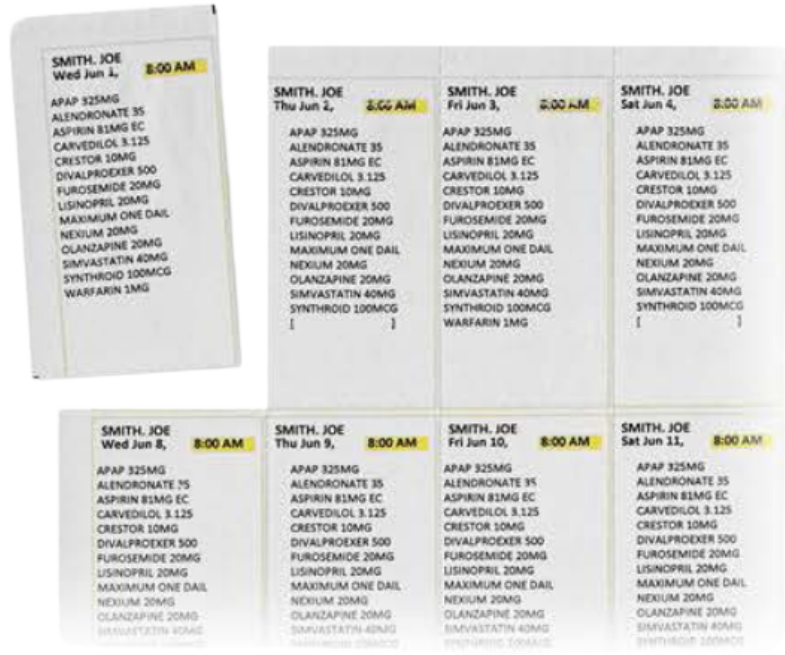



# How to Use Medicine-On-Time Packaging

- Start with the top left-hand blister labeled "Start Here". This is the first day of *your* monthly medications, not necessarily the first day of the month.
- There is a separate color-coded card for each time of day.
- Medicine-On-Time packaging is modeled after a traditional calendar, reading **left to right**.



- Each color-coded blister is a removable dose cup labeled with the designated date and time.



## Helpful Hints!

- It may be helpful to puncture the paper with a pen or pen-knife to help remove backing.
- To be sure you've taken all of your medication, check that the opened blister is empty.
- Blisters are perforated and can be removed by the week if traveling.



**Rx Did you know we have an app?**

In App Messaging with the pharmacy staff

Order and manage non-synchronized medication refills

Set reminders to pick up or request refills

**TEXT RXLOCAL TO 64890**

SEARCH RXLOCAL

Available on the Google Play

Download on the App Store

